


The Ultimate Guide to Growing Marijuana Indoors: A Foolproof Guide for Beginners

Growing marijuana indoors is a rewarding experience that can provide you with high-quality buds for personal use or medicinal purposes. However, it can also be a challenging process, especially for beginners. That's why we've created this comprehensive guide to help you every step of the way.



Growing Marijuana Indoors: A Foolproof Guide

by Jay Carter Brown

★★★★☆ 4 out of 5

Language : English

File size : 2253 KB

Text-to-Speech : Enabled

Enhanced typesetting : Enabled

Print length : 103 pages

Lending : Enabled

Screen Reader : Supported



Choosing the Right Strains

The first step in growing marijuana indoors is choosing the right strains. There are many different strains of marijuana available, each with its own unique characteristics. Some strains are better suited for indoor growing than others, so it's important to do your research before you make a decision.

When choosing a strain, you'll need to consider the following factors:

- **Flowering time:** The flowering time is the amount of time it takes for a plant to go from seed to harvest. Some strains have a shorter flowering time than others, so you'll need to choose a strain that fits your needs.
- **Yield:** The yield is the amount of marijuana that a plant will produce. Some strains have a higher yield than others, so you'll need to choose a strain that will provide you with the amount of marijuana you need.
- **Potency:** The potency is the strength of the marijuana. Some strains have a higher potency than others, so you'll need to choose a strain that is appropriate for your needs.
- **Flavor and aroma:** The flavor and aroma of marijuana can vary depending on the strain. Some strains have a more fruity flavor, while others have a more earthy flavor. You'll need to choose a strain that has a flavor and aroma that you enjoy.

Setting Up Your Grow Room

Once you've chosen your strains, you'll need to set up your grow room. A grow room is a space that is dedicated to growing marijuana. It should be a controlled environment that provides your plants with the light, water, and nutrients they need to thrive.

When setting up your grow room, you'll need to consider the following factors:

- **Light:** Marijuana plants need light to grow. You can provide light using either natural sunlight or artificial light. If you're using artificial light, you'll need to choose a grow light that is specifically designed for growing marijuana.

- **Water:** Marijuana plants need water to grow. You'll need to water your plants regularly, but be careful not to overwater them. Overwatering can lead to root rot and other problems.
- **Nutrients:** Marijuana plants need nutrients to grow. You can provide nutrients using either a commercial fertilizer or a homemade fertilizer. If you're using a commercial fertilizer, you'll need to follow the instructions on the package.
- **Temperature:** Marijuana plants prefer to grow in a warm environment. The ideal temperature for growing marijuana is between 68 and 86 degrees Fahrenheit.
- **Humidity:** Marijuana plants prefer to grow in a humid environment. The ideal humidity for growing marijuana is between 40 and 60%.

Caring for Your Plants

Once your grow room is set up, you'll need to care for your plants. Caring for marijuana plants is a relatively simple process, but it does require some attention to detail.

Here are some tips for caring for your marijuana plants:

- **Water your plants regularly:** Marijuana plants need water to grow, but be careful not to overwater them. Overwatering can lead to root rot and other problems. The best way to water your plants is to feel the soil. If the soil is dry to the touch, it's time to water your plants.
- **Fertilize your plants:** Marijuana plants need nutrients to grow. You can provide nutrients using either a commercial fertilizer or a

homemade fertilizer. If you're using a commercial fertilizer, you'll need to follow the instructions on the package.

- **Control the temperature and humidity:** Marijuana plants prefer to grow in a warm, humid environment. The ideal temperature for growing marijuana is between 68 and 86 degrees Fahrenheit. The ideal humidity for growing marijuana is between 40 and 60%.
- **Monitor your plants for pests and diseases:** Marijuana plants are susceptible to a variety of pests and diseases. It's important to monitor your plants regularly for pests and diseases. If you find any pests or diseases, you'll need to treat them immediately.

Harvesting and Curing Your Buds


Once your marijuana plants are mature, it's time to harvest and cure your buds. Harvesting and curing your buds is a critical step in the growing process. If you don't harvest and cure your buds properly, you'll end up with low-quality marijuana.

Here are some tips for harvesting and curing your marijuana buds:

- **Harvest your buds when they are ripe:** The best way to tell if your buds are ripe is to look at the trichomes. Trichomes are the small, white crystals that cover the buds. When the trichomes are milky-white, the buds are ripe and ready to harvest.
- **Dry your buds:** Once you've harvested your buds, you need to dry them. The best way to dry your buds is to hang them upside down in a cool, dark place. The buds will take about 7-10 days to dry.

- **Cure your buds:** Once your buds are dry, you need to cure them. Curing helps to improve the flavor and aroma of the marijuana. To cure your buds, place them in a glass jar and seal the jar. The buds will need to cure for at least 2 weeks, but they can be cured for up to 6 months.

Growing marijuana indoors can be a rewarding experience. By following the tips in this guide, you can grow high-quality marijuana that is safe and potent. So what are you waiting for? Get started today!



Growing Marijuana Indoors: A Foolproof Guide

by Jay Carter Brown

★★★★☆ 4 out of 5

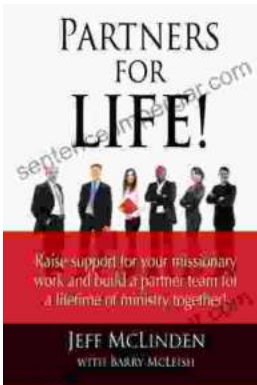
Language : English
File size : 2253 KB
Text-to-Speech : Enabled
Enhanced typesetting : Enabled
Print length : 103 pages
Lending : Enabled
Screen Reader : Supported





Principles and Persons: The Legacy of Derek Parfit

Derek Parfit's 1984 book, *Principles and Persons*, is a seminal work in contemporary philosophy. It has had a profound impact on our understanding of ethics...



Partners For Life: Raise Support For Your Missionary Work And Build Partner Team

Are you a missionary or ministry leader struggling to raise support? Do you find yourself spending countless hours on the phone or writing emails, only to come up short? If...